

**Use:**

Supply in low and medium pressure systems, in a non-aggressive environment of relative humidity up to 70%. Recommended for sanitary facilities for fresh air supply.

Assembly:

On rectangular ducts in plenum boxes, in suspended ceilings and in walls. Fitted in an additional galvanized fitting frame

Construction:

Front frame and the disc baffle made of pressed steel sheet elements. Front frame is foam insulated to provide air tight fitting after mounting it with a fitting flange KM

Material:

Black steel sheet or stainless steel.

Surface finish

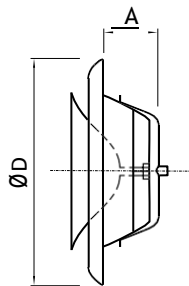
Standard – RAL 9016 or other RAL colour on demand.

Air flow regulation:

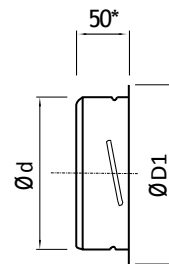
By the means of turning the disc baffle which has a regulating screw welded to the valve. Air flow regulation carried out from the front side without the necessity of dismantling the valve.

Certificates:

Atest higieniczny: HK/B/0637/01/2015

Type and dimension marking:

ZWN/ZWN-ko



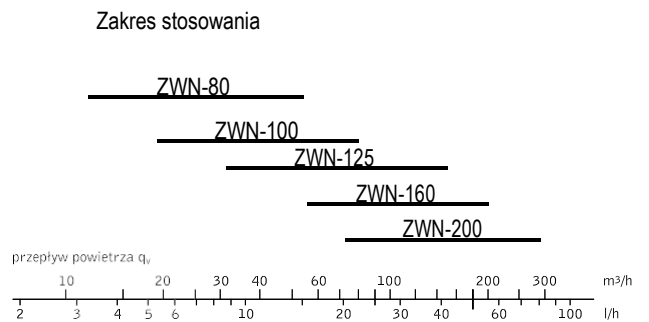
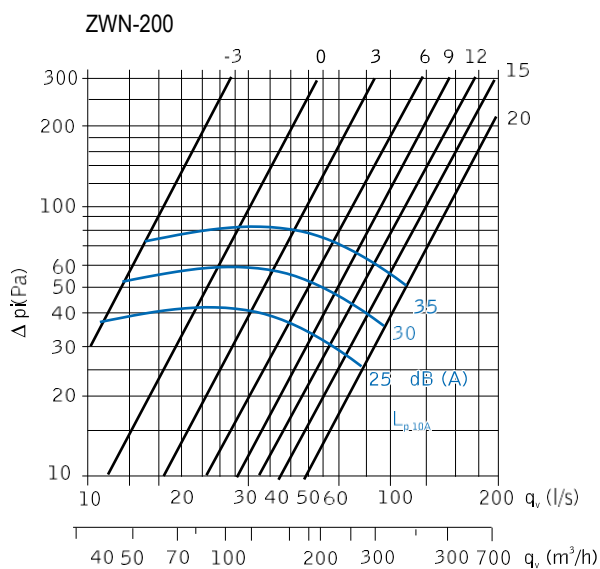
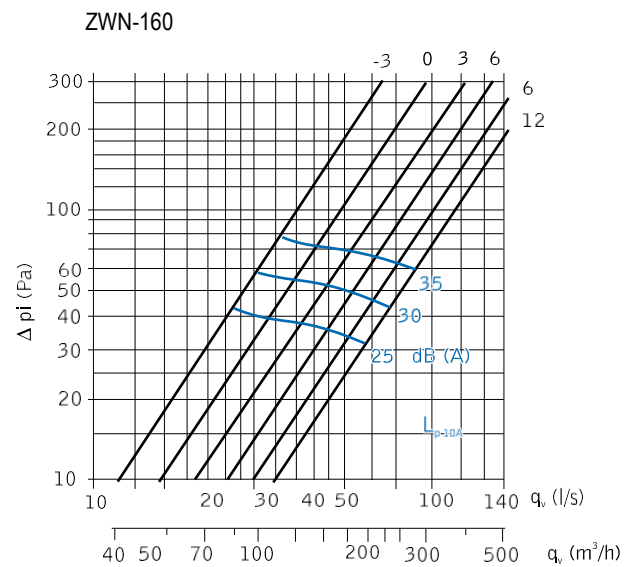
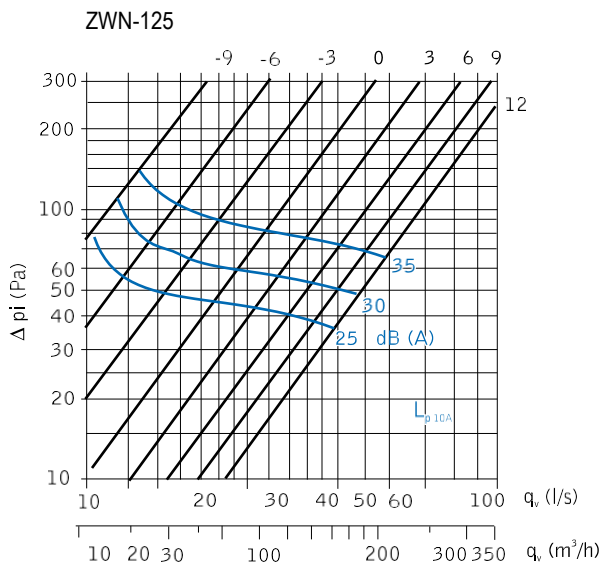
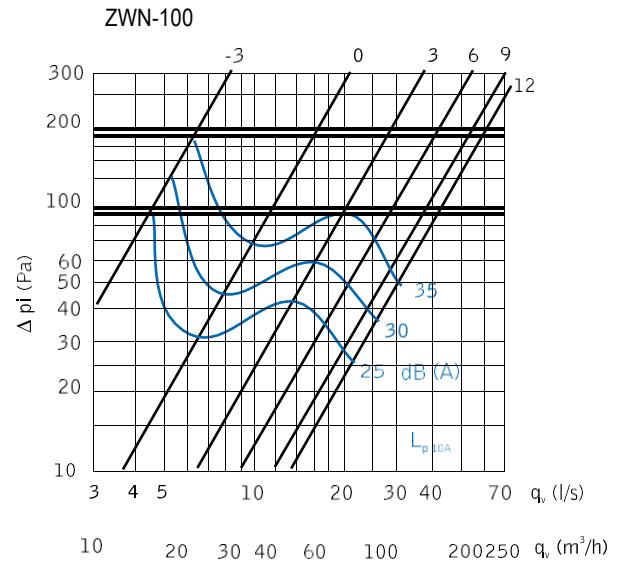
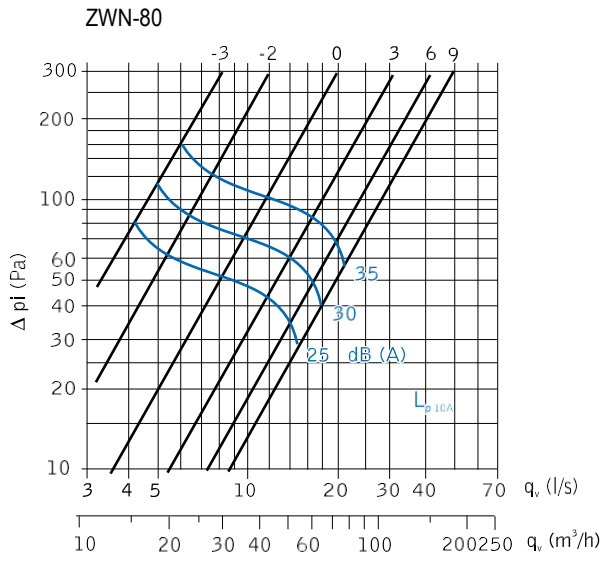
KM

Products range:

size	ØD	A	weight [g]
80	115	41	140
100	137	47	190
125	164	49	310
160	212	60	500
200	248	75	730

size	Ød	ØD1	weight (g)
80	79	118	40
100	99	125	50
125	124	155	65
160	159	186	100
200	199	230	140

Diagram for selection valves ZWN



Noise characteristic of valves ZWN

Noise level L_p

KE	Correctional coefficient (dB)						
	Average frequency in octaves (Hz)						
	125	250	500	1000	2000	4000	8000
80	2	2	1	0	-3	-9	-17
100	4	3	2	0	-7	-15	-30
125	2	7	3	-2	-10	-20	-32
160	5	7	3	-2	-10	-19	-32
200	8	6	4	-3	-10	-19	-32
tol.±	3	2	2	2	2	2	3

tol. – tolerance

We obtain noise level distribution after adding the Kocot correctional coefficient given in the chart to the total acoustic pressure L_{p10A} , dB(A), according to the below formula:

$$L_{wocot} = L_{p10A} + K_{ocot}$$

The value of the correctional coefficient K_{ocot} is the average value of frequency range (Hz).

Noise silencing

KE	Regulation (mm)	Noise silencing L							
		Average frequency in octaves (Hz)							
		63	125	250	500	1000	2000	4000	8000
80	-3	24	21	16	12	9	7	5	5
	+3	24	19	13	10	7	4	4	4
	+9	24	19	13	9	6	3	3	4
100	-3	22	17	13	10	8	8	6	9
	+3	21	16	11	8	6	7	4	7
	+9	21	16	11	8	6	6	3	6
125	-9	22	16	11	8	6	5	6	7
	0	20	15	10	7	5	4	3	6
	+9	20	15	9	6	4	3	3	5
160	-3	18	14	9	7	6	7	6	8
	+6	18	13	8	6	5	5	6	6
	+12	18	13	8	5	4	4	5	6
200	-3	16	12	9	8	9	9	9	8
	+9	16	11	8	6	7	7	7	7
	+15	17	11	7	6	6	5	6	6
tol.±		6	3	2	2	2	2	2	3

tol. – tolerance

The chart provides the average noise silencing from the duct to the room accounting for the final reflection At the connector in case of fitting in a ceiling.